



Pardesi Securities (Private) Limited
Financial Statements
For the Half year ended December 31, 2015 (Un-audited)

Pardesi Securities (Private) Limited
Balance Sheet
As at December 31, 2015

	(Un-audited) December 31, 2015 Rupees	(Audited) June 30, 2015 Rupees
<u>ASSETS</u>		
<u>NON-CURRENT ASSETS</u>		
Intangible Assets	15,000,000	15,000,000
Long Term Investment	40,073,830	40,073,830
Long Term Deposits	504,809	504,809
<u>CURRENT ASSETS</u>		
Cash & Bank Balance	4,134,512	3,517,701
Other Receivable	300	-
	59,713,451	59,096,340
 <u>CAPITAL AND LIABILITIES</u>		
<u>Authorized Capital</u>		
12,000,000 (June 2015: 12,000,000) ordinary shares of Rs. 10/- each	120,000,000	120,000,000
Issued, subscribed and paid-up capital	70,000,000	70,000,000
Unappropriated profit / (loss)	(12,541,056)	(13,231,497)
	57,458,944	56,768,503
Long term Loan	2,241,228	2,241,228
<u>CURRENT LIABILITIES</u>		
Accrued expenses & other Liabilities	13,279	86,609
Contingencies and Commitments	-	-
	59,713,451	59,096,340




Chief Executive




Director

Pardesi Securities (Private) Limited
Profit & Loss Account
For the Period Ended December 31, 2015

	(Un-audited) December 31, 2015 Rupees	(Un-audited) December 31, 2014 Rupees
<u>Revenue</u>		
Dividend Income	881,624	601,272
	<u>881,624</u>	<u>601,272</u>
<u>Operating Expense</u>		
Impairment Loss	-	14,926,170
Fees & Subscription	80,912	-
	<u>80,912</u>	<u>-</u>
Operating Profit	800,712	(14,324,898)
Financial Charges	70	-
Profit/ (loss) Before Taxation	800,642	(14,324,898)
Taxation	(110,203)	(60,127)
Profit / (Loss) After Taxation	<u>690,439</u>	<u>(14,385,025)</u>



Chief Executive



Director