



**Insight Securities (Private) Limited**  
**Financial Statements**  
**For the half year ended December 31, 2019 (Un-audited)**

**INSIGHT SECURITIES (PRIVATE) LIMITED**  
**BALANCE SHEET**  
**AS AT DECEMBER 31, 2019**


	Dec 31, 2019 (Un-audited) Rupees	Jun 30, 2019 (Audited) Rupees
<b>ASSETS</b>		
<b>Non-current assets</b>		
Property and equipment	3,956,987	4,144,303
Intangible assets	2,500,000	2,500,000
Long term investment	-	17,913,389
Long term deposits	1,656,500	1,656,500
<b>Total non-current assets</b>	<b>8,113,487</b>	<b>26,214,192</b>
<b>Current assets</b>		
Trade debts	31,627,864	4,858,367
Trade deposits and short term prepayments	38,660,104	67,230,111
Other receivables	4,130,555	1,956,819
Loan & Advances	447,500	479,500
Short term investments	179,156,307	104,582,875
Taxation- net	-	2,633,475
Cash and bank balances	78,317,283	39,866,312
<b>Total current assets</b>	<b>332,339,613</b>	<b>221,607,459</b>
<b>TOTAL ASSETS</b>	<b>340,453,100</b>	<b>247,821,651</b>
<b>SHAREHOLDER'S EQUITY</b>		
<b>Share capital and reserves</b>		
<b>Authorized Share Capital</b>		
12,000,000 (2017: 12,000,000) ordinary shares of Rs.10 each	120,000,000	120,000,000
Issued, subscribed and paid up share capital	120,000,000	120,000,000
Unappropriated profit	136,484,221	58,101,378
Unrealized gain on revaluation of available for sale investment	-	4,133,859
<b>Total equity</b>	<b>256,484,221</b>	<b>182,235,237</b>
<b>LIABILITIES</b>		
<b>Non-current liabilities</b>		
<b>Current liabilities</b>		
Trade and other payables	82,477,181	38,624,664
Loan from director	-	22,500,000
Accrued mark-up	-	4,461,750
Taxation- net	1,491,698	-
<b>Total current liabilities</b>	<b>83,968,879</b>	<b>65,586,414</b>
<b>CONTINGENCIES AND COMMITMENTS</b>		
<b>Total shareholders' equity and liabilities</b>	<b>340,453,100</b>	<b>247,821,651</b>

  
**CHIEF EXECUTIVE**

  
**DIRECTOR**

**INSIGHT SECURITIES (PRIVATE) LIMITED**  
**PROFIT AND LOSS ACCOUNT**  
**FOR THE HALF YEAR ENDED DECEMBER 31, 2019**

	Dec 31, 2019 (Un-audited) Rupees	Dec 30, 2018 (Un-audited) Rupees
Operating Revenue	86,986,172	41,199,203
Operating and administrative expenses	<u>(16,056,609)</u>	<u>(21,658,597)</u>
	70,929,563	19,540,606
Other income	6,575,660	1,220,961
Finance cost	<u>(124,355)</u>	<u>(878,439)</u>
	77,380,868	19,883,128
Unrealized gain / (loss) on re-measurement of investments 'at fair value through profit and loss' - net	11,263,745	(6,932,799)
Profit / (loss) before taxation	<u>88,644,613</u>	<u>12,950,329</u>
Income tax expense	<u>(11,229,044)</u>	<u>(4,807,370)</u>
Profit / (loss) after taxation	<u><u>77,415,569</u></u>	<u><u>8,142,959</u></u>

  
**CHIEF EXECUTIVE**

  
**DIRECTOR**