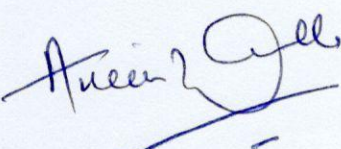
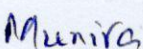


Pardesi Securities (Private) Limited
Financial Statements
For the nine months ended March 31, 2015 (Un-audited)

Pardesi Securities (Private) Limited
Balance Sheet
As at March 31, 2015


| | (Un-audited) March 31, 2015 Rupees | (Audited) June 30, 2014 Rupees |
|--|---|---|
| <u>ASSETS</u> | | |
| <u>NON-CURRENT ASSETS</u> | | |
| Intangible Assets | 15,000,000 | 17,500,000 |
| Long Term Investment | 40,073,830 | 52,500,000 |
| Long Term Deposits | 504,809 | - |
| <u>CURRENT ASSETS</u> | | |
| Cash & Bank Balance | 3,585,260 | 2,554,761 |
| | 59,163,899 | 72,554,761 |
| <u>CAPITAL AND LIABILITIES</u> | | |
| <u>Authorized Capital</u> | | |
| 12,000,000 (June 2014: 12,000,000) ordinary shares of Rs. 10/- each | 120,000,000 | 120,000,000 |
| Issued, subscribed and paid-up capital | 70,000,000 | 70,000,000 |
| Unappropriated profit / (loss) | (13,129,538) | 736,324 |
| | 56,870,462 | 70,736,324 |
| Long term Loan | 2,241,228 | 1,741,228 |
| <u>CURRENT LIABILITIES</u> | | |
| Accrued expenses & other Liabilities | 52,209 | 77,209 |
| Contingencies and Commitments | - | - |
| | 59,163,899 | 72,554,761 |


Chief Executive



Director

Pardesi Securities (Private) Limited
Profit & Loss Account
For the Period Ended March 31, 2015

| | March 30, 2015 Rupees | March 30, 2014 Rupees |
|--|-----------------------------|-----------------------------|
| Revenue | <u>1,202,379</u> | <u>240,443</u> |
| | 1,202,379 | 240,443 |
| Operating Expense | | |
| Impairment Loss | 14,926,170 | |
| Service transaction charges | 6,183 | |
| Preliminary Expenses | <u>15,650</u> | <u>86,535</u> |
| | 14,948,003 | 86,535 |
| Profit / (Loss) Before Taxation | (13,745,624) | 153,908 |
| Taxation | (120,237) | (24,045) |
| Profit / (Loss) After Taxation | <u><u>(13,865,861)</u></u> | <u><u>129,863</u></u> |



Chief Executive



Director