

**Insight Securities (Private) Limited**  
*(Formerly Pardesi Securities (Private) Limited)*  
**Financial Statements**  
**For the period ended March 31, 2016**


**Insight Securities (Private) Limited**  
*(Formerly Pardesi Securities (Private) Limited)*  
**Balance Sheet**  
As at March 31, 2016

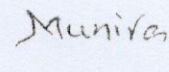
	Note	Rupees March 2016	Rupees June 2015
<b><u>ASSETS</u></b>			
<b><u>NON-CURRENT ASSETS</u></b>			
Property & equipment	4	193,600	-
Intangible assets	5	15,000,000	15,000,000
Long term investments	6	40,073,830	40,073,830
Long term deposits	7	504,809	504,809
<b><u>CURRENT ASSETS</u></b>			
Advances deposits & other receivables	8	21,750	-
Cash & bank balances	9	53,816,909	3,517,701
		<b>109,610,898</b>	<b>59,096,340</b>
<b><u>EQUITY AND LIABILITIES</u></b>			
<b><u>SHARE CAPITAL AND RESERVES</u></b>			
<b><u>Authorized Capital</u></b>			
12,000,000 (2015: 12,000,000) ordinary shares of Rs. 10/- each		<b>120,000,000</b>	<b>120,000,000</b>
Issued, subscribed and paid-up capital	10	120,000,000	70,000,000
Unappropriated loss		(12,754,104)	(13,231,497)
		<b>107,245,896</b>	<b>56,768,503</b>
<b><u>LIABILITIES</u></b>			
<b><u>CURRENT LIABILITIES</u></b>			
Accrued expenses & other liabilities	11	2,365,002	2,327,837
Contingencies and commitments	12	-	-
		<b>109,610,898</b>	<b>59,096,340</b>

The annexed notes from 1 to 23 form an integral part of these financial statements.

Karachi  
Dated :

14 APR 2016

  
Chief Executive

  
Director




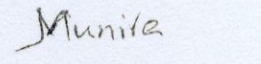
Insight Securities (Private) Limited  
 (Formerly Pardesi Securities (Private) Limited)  
 Profit & Loss Accounts  
 For the period ended March 31, 2016

	Note	Rupees March 2016	Rupees June 2015
<b><u>REVENUE</u></b>			
Operating revenue	13	881,624	1,202,379
		881,624	1,202,379
<b><u>OPERATING EXPENSES</u></b>			
Administrative expenses	14	(293,029)	(102,221)
		588,595	1,100,158
Operating profit			
Other charges	15	-	(14,947,742)
Financial charges	16	(999)	-
		587,596	(13,847,584)
Profit / (loss) before taxation			
Taxation	17	(110,203)	(120,237)
		477,393	(13,967,821)
Profit / (loss) after taxation			
Earnings / (loss) per share - basic & diluted	18	0.040	(1.995)

*The annexed notes from 1 to 23 form an integral part of these financial statements.*

Karachi  
 Dated : 14 APR 2016

  
 Chief Executive

  
 Director