

Insight Securities (Private) Limited
(Formerly Pardesi Securities (Private) Limited)
Financial Statements
For the nine months ended March 31, 2017 (Un-audited)

Insight Securities (Private) Limited
(Formerly Pardesi Securities (Private) Limited)
Balance Sheet
As at March 31, 2017

| Rupees March 2017 (Un-audited) | Rupees Jun 2016 (Audited) |
|---|------------------------------------|
|---|------------------------------------|

ASSETS

NON-CURRENT ASSETS

Property and equipment
 Intangible assets
 Long term investment
 Long term deposits

| | |
|-------------------|-------------------|
| 6,244,053 | 3,130,723 |
| 5,000,000 | 5,000,000 |
| 24,044,300 | 40,073,830 |
| 5,112,077 | 513,309 |
| 40,400,430 | 48,717,862 |

CURRENT ASSETS

Trade receivables
 Short term investments
 Advances, deposits, pre-payments & other receivables
 Cash & bank balances

| | |
|--------------------|-------------------|
| 44,903,118 | 16,131,255 |
| 65,508,745 | 50,250,415 |
| 22,226,536 | 3,423,192 |
| 89,161,789 | 13,296,812 |
| 221,800,188 | 83,101,674 |

TOTAL ASSETS

| | |
|--------------------|--------------------|
| 262,200,618 | 131,819,536 |
|--------------------|--------------------|

EQUITY AND LIABILITIES
CAPITAL AND RESERVES

Authorized Capital
 12,000,000 (June 2016: 12,000,000) ordinary shares
 of Rs.10/- each

| | |
|--------------------|--------------------|
| 120,000,000 | 120,000,000 |
|--------------------|--------------------|

Issued, subscribed & paid-up capital
 Unappropriated loss

| | |
|--------------------|-------------------|
| 120,000,000 | 120,000,000 |
| 36,376,408 | (22,685,771) |
| 156,376,408 | 97,314,229 |

LIABILITIES

NON-CURRENT LIABILITIES

Long term loan

| | |
|------------|------------|
| 47,500,000 | 22,500,000 |
|------------|------------|

CURRENT LIABILITIES


Trade payables
 Accrued expenses & other liabilities
 Taxation - net


| | |
|-------------------|-------------------|
| 57,056,189 | 9,926,611 |
| 928,587 | 1,907,856 |
| 339,434 | 170,840 |
| 58,324,210 | 12,005,307 |

CONTINGENCIES AND COMMITMENTS

TOTAL EQUITY AND LIABILITIES


| | |
|--------------------|--------------------|
| 262,200,618 | 131,819,536 |
|--------------------|--------------------|



 Chief Executive


 Director

Insight Securities (Private) Limited
(Formerly Pardesi Securities (Private) Limited)
Profit & Loss Account
For the period ended March 31, 2017

| | Nine months ended | |
|--|--------------------------|-------------------|
| | Rupees | Rupees |
| | Mar. - 2017 | Mar. -2016 |
| REVENUE | | |
| Operating revenue | 47,920,877 | 881,624 |
| Capital gain on sale of investments | 48,417,647 | - |
| Profit / (Loss) Loss on remeasurement of investments | (877,929) | - |
| | 95,460,595 | 881,624 |
| Administrative expenses | (26,157,600) | (293,029) |
| Finance cost | (129,720) | (999) |
| | (26,287,320) | (294,028) |
| Operating profit | 69,173,275 | 587,596 |
| Other charges | - | - |
| Other income | 260,177 | - |
| Profit / (Loss) before taxation | 69,433,452 | 587,596 |
| Taxation | (10,371,273) | (110,203) |
| Profit / (Loss) after taxation | 59,062,179 | 477,393 |


Chief Executive


Director