

Insight Securities (Private) Limited
Financial Statements
For the nine months ended March 31, 2019 (Un-audited)

Insight Securities (Private) Limited
Balance Sheet
As at March 31, 2019

Un-audited Mar. - 2019 Rupees	Audited Jun. -2018 Rupees
-------------------------------------	---------------------------------

ASSETS

NON-CURRENT ASSETS

Property & equipment	5,539,871	6,277,802
Intangible assets	5,000,000	5,000,000
Long term investments	23,842,959	31,658,322
Long Term Deposits	1,656,500	1,646,500
Total Non-current Assets	36,039,330	44,582,624

CURRENT ASSETS

Trade Debts	17,474,735	8,043,141
Trade Deposits and short term prepayments	14,774,476	68,028,135
Other Receivable	5,822,490	6,181,651
Short term investments	133,322,149	105,762,720
Advance tax - net	2,085,904	620,392
Cash & Bank balances	62,432,536	116,087,863
Total current Assets	235,912,290	304,723,902

TOTAL ASSETS

271,951,620	349,306,526
--------------------	--------------------

CAPITAL AND LIABILITIES

Authorized Capital

12,000,000 (June 2018: 12,000,000) ordinary shares of Rs. 10/- each	120,000,000	120,000,000
---	--------------------	--------------------


Issued, subscribed and paid-up capital	120,000,000	120,000,000
Unappropriated profit / accumulated loss	73,010,783	63,846,976
Unrealized gain on revaluation of available for sale investment	9,313,429	15,628,792
	202,324,212	199,475,768


CURRENT LIABILITIES

Trade and other payable	43,037,471	124,356,258
Current portion of long term loan	22,500,000	22,500,000
Accrued markup	4,089,937	2,974,500

Contingencies and commitments

271,951,620	349,306,526
--------------------	--------------------


Chief Executive


Director


Insight Securities (Private) Limited
Profit & Loss Accounts
For the period ended March 31, 2019


Nine months ended

Rupees Mar. - 2019	Rupees Mar. -2018
-----------------------	----------------------

REVENUE

Operating revenue	41,734,332	37,770,349
Capital Gain on Sale of Investment	13,944,780	8,708,784
Gain / (Loss) on remeasurement of Investment	(11,427,661)	2,008,312
	44,251,451	48,487,445
Administrative expenses	31,580,922	35,619,793
Finance Cost	1,276,720	1,268,313
	32,857,642	36,888,106
Operating profit / (loss)	11,393,810	11,599,339
Other Income	4,126,609	1,411,419
Net profit/ (loss) before taxation	15,520,419	13,010,758
Taxation	(6,356,609)	(7,692,294)
Net profit/ (loss) after taxation	9,163,809	5,318,464


Chief Executive


Director