



**Pardesi Securities (Private) Limited**  
**Financial Statements**  
**For the quarter ended September 30, 2014 (Un-audited)**

**Pardesi Securities (Private) Limited**  
**Balance Sheet**  
**As at September 30, 2014**

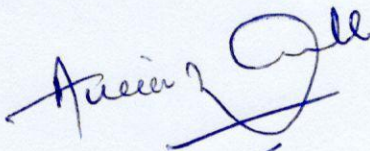
	<b>(Un-audited)</b>	<b>(Audited)</b>
	<b>September 30,</b>	<b>June 30,</b>
	<b>2014</b>	<b>2014</b>
	<b>Rupees</b>	<b>Rupees</b>
<b><u>ASSETS</u></b>		
<b><u>NON-CURRENT ASSETS</u></b>		
Intangible Assets	15,000,000	17,500,000
Long Term Investment	40,073,830	52,500,000
Long Term Deposits	500,000	-
<b><u>CURRENT ASSETS</u></b>		
Cash & Bank Balance	2,554,761	2,554,761
	<b>58,128,591</b>	<b>72,554,761</b>
<b><u>CAPITAL AND LIABILITIES</u></b>		
<b><u>Authorized Capital</u></b>		
12,000,000 (June 2014: 12,000,000) ordinary shares of Rs. 10/- each	<b>120,000,000</b>	<b>120,000,000</b>
Issued, subscribed and paid-up capital	70,000,000	70,000,000
Unappropriated profit / (loss)	(14,189,846)	736,324
	<b>55,810,154</b>	<b>70,736,324</b>
Long term Loan	2,241,228	1,741,228
<b><u>CURRENT LIABILITIES</u></b>		
Accrued expenses & other Liabilities	77,209	77,209
<b>Contingencies and Commitments</b>	-	-
	<b>58,128,591</b>	<b>72,554,761</b>

  
**Chief Executive**

  
**Director**

**Pardesi Securities (Private) Limited**  
**Profit & Loss Account**  
**For the Period Ended September 30, 2014**

	September 30, 2014 Rupees
Revenue	<u>-</u>
<b>Operating Expense</b>	
Impairment Loss	<u>14,926,170</u>
<b>Profit / (Loss) Before Taxation</b>	(14,926,170)
Taxation	-
<b>Profit / (Loss) After Taxation</b>	<u><u>(14,926,170)</u></u>



**Chief Executive**

Munira

**Director**