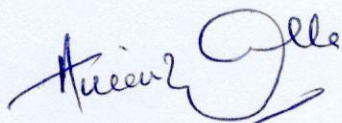


Pardesi Securities (Private) Limited
Financial Statements
For the quarter ended September 30, 2015 (Un-audited)

Pardesi Securities (Private) Limited
Balance Sheet
As at September 30, 2015


	(Un-audited)	(Audited)
	September 30,	June 30,
	2015	2015
	Rupees	Rupees
<u>ASSETS</u>		
<u>NON-CURRENT ASSETS</u>		
Intangible Assets	15,000,000	15,000,000
Long Term Investment	40,073,830	40,073,830
Long Term Deposits	504,809	504,809
 <u>CURRENT ASSETS</u>		
Cash & Bank Balance	3,445,090	3,517,701
Other Receivable	300	-
	59,024,029	59,096,340
 <u>CAPITAL AND LIABILITIES</u>		
<u>Authorized Capital</u>		
12,000,000 (June 2015: 12,000,000) ordinary shares of Rs. 10/- each	120,000,000	120,000,000
Issued, subscribed and paid-up capital	70,000,000	70,000,000
Unappropriated profit / (loss)	(13,303,808)	(13,231,497)
	56,696,192	56,768,503
Long term Loan	2,241,228	2,241,228
 <u>CURRENT LIABILITIES</u>		
Accrued expenses & other Liabilities	86,609	86,609
Contingencies and Commitments	-	-
	59,024,029	59,096,340



Chief Executive

Munira
Director

Pardesi Securities (Private) Limited
Profit & Loss Account
For the Period Ended September 30, 2015

	September 30, 2015 Rupees	September 30, 2014 Rupees
Revenue	<u>-</u>	<u>-</u>
Operating Expense		
Fees & Subscription	72,312	-
Impairment Loss	<u>-</u>	<u>14,926,170</u>
Operating Profit / (Loss)	(72,312)	(14,926,170)
Profit / (Loss) Before Taxation	(72,312)	(14,926,170)
Taxation	-	-
Profit / (Loss) After Taxation	<u><u>(72,312)</u></u>	<u><u>(14,926,170)</u></u>


Chief Executive


Director