

**Insight Securities (Private) Limited**  
*(Formerly Pardesi Securities (Private) Limited)*  
**Financial Statements**  
**For the quarter ended September 30, 2016 (Un-audited)**

**Insight Securities (Private) Limited**  
**(Formerly Pardesi Securities (Private) Limited)**

**Balance Sheet**

**As at September 30, 2016**

Un-audited Sep. - 2016 Rupees	Audited Jun. -2016 Rupees
-------------------------------------	---------------------------------

**ASSETS**

**NON-CURRENT ASSETS**

Property and equipment	5,532,073	3,130,723
Intangible assets	5,000,000	5,000,000
Long term investment	40,073,830	40,073,830
Long term deposits	543,809	513,309
	<b>51,149,712</b>	<b>48,717,862</b>

**CURRENT ASSETS**

Trade receivables	29,746,177	16,131,255
Short term investments	46,970,545	50,250,415
Advances, deposits, pre-payments & other receivables	3,917,053	3,423,192
Cash & bank balances	48,102,029	13,296,812
	<b>128,735,804</b>	<b>83,101,674</b>

**TOTAL ASSETS**

<b>179,885,516</b>	<b>131,819,536</b>
--------------------	--------------------

**CAPITAL AND LIABILITIES**

**Authorized Capital**

12,000,000 (June 2016: 12,000,000) ordinary shares  
of Rs.10/- each

<b>120,000,000</b>	<b>120,000,000</b>
--------------------	--------------------

Issued, subscribed & paid-up capital

120,000,000	120,000,000
-------------	-------------

Unappropriated loss

(14,528,108)	(22,685,771)
--------------	--------------

<b>105,471,892</b>	<b>97,314,229</b>
--------------------	-------------------

**LIABILITIES**

**NON-CURRENT LIABILITIES**

Long term loan	22,500,000	22,500,000
----------------	------------	------------

**CURRENT LIABILITIES**


Trade payables	42,739,972	9,926,611
Accrued expenses & other liabilities	1,673,652	1,907,856
Short term Loan	7,500,000	-
Taxation - net	-	170,840
	<b>51,913,624</b>	<b>12,005,307</b>


**CONTINGENCIES AND COMMITMENTS**

-	-
---	---

**TOTAL EQUITY AND LIABILITIES**

<b>179,885,516</b>	<b>131,819,536</b>
--------------------	--------------------


  
Chief Executive

  
Director

**Insight Securities (Private) Limited**  
**(Formerly Pardesi Securities (Private) Limited)**  
**Profit & Loss Account**  
**For the period ended September 30, 2016**

	Rupees Sep. - 2016	Rupees Sep. -2015
<b>REVENUE</b>		
Operating revenue	10,297,243	-
Capital gain on sale of investments	3,804,254	-
Loss on remeasurement of investments	2,552,764	-
	16,654,261	-
Administrative expenses	(6,322,613)	(72,312)
Finance cost	(70,329)	-
	(6,392,942)	(72,312)
<b>Operating profit</b>	10,261,319	(72,311)
<b>Other income</b>	33,306	-
<b>Loss before taxation</b>	10,294,625	(72,311)
<b>Taxation</b>	(2,136,962)	-
<b>Loss after taxation</b>	8,157,663	(72,312)

  
**Chief Executive**

  
**Director**