



Insight Securities (Private) Limited
Financial Statements
For the quarter ended September 30, 2017 (Un-audited)

Insight Securities (Private) Limited
Balance Sheet
As at September 30, 2017


	Un-audited Sep. - 2017 Rupees	Audited Jun. -2017 Rupees
<u>ASSETS</u>		
<u>NON-CURRENT ASSETS</u>		
Property & equipment	6,585,744	5,941,419
Intangible assets	5,000,000	5,000,000
Long term investments	36,531,299	41,163,833
Long Term Deposits	24,134,768	23,607,268
Total Non-current Assets	72,251,811	75,712,520
<u>CURRENT ASSETS</u>		
Trade Debts	15,489,863	20,562,293
Trade Deposits and short term prepayments	13,766,597	136,524,255
Other Receivable	1,942,700	8,955,517
Short term investments	28,253,306	10,826,355
Advance tax - net	736,086	618,067
Cash & Bank balances	181,324,931	253,859,549
Total current Assets	241,513,483	431,346,036
TOTAL ASSETS	313,765,294	507,058,556
<u>CAPITAL AND LIABILITIES</u>		
<u>Authorized Capital</u>		
12,000,000 (June 2017: 12,000,000) ordinary shares of Rs. 10/- each	120,000,000	120,000,000
Issued, subscribed and paid-up capital	120,000,000	120,000,000
Unappropriated profit / accumulated loss	56,705,067	58,567,318
Unrealized gain on revaluation of available for sale investment	20,501,769	25,134,303
	197,206,836	203,701,621
Subordinated Loan (Long Term Loan)	22,500,000	22,500,000
<u>CURRENT LIABILITIES</u>		
Trade and other payable	67,199,396	254,369,685
Short Term Loan from director	25,000,000	25,000,000
Accrued markup	1,859,062	1,487,250
Contingencies and commitments	-	-
	313,765,294	507,058,556



Chief Executive


Director

Insight Securities (Private) Limited
Profit & Loss Accounts
For the quarter ended September 30, 2017

	Rupees Sep. - 2017	Rupees Sep. -2016
<u>REVENUE</u>		
Operating revenue	12,855,852	10,297,243
Capital Gain on Sale of Investment	1,113,563	3,804,254
Gain / (Loss) on remeasurement of Investment	451,813	2,552,764
	14,421,228	16,654,261
Administrative expenses	13,843,542	6,322,613
Finance Cost	469,563	70,329
	14,313,105	6,392,942
Operating profit / (loss)	108,123	10,261,319
Other Income	562,741	33,306
Net profit/ (loss) before taxation	670,864	10,294,625
Taxation	(2,533,115)	(2,136,962)
Net profit/ (loss) after taxation	(1,862,251)	8,157,663


Chief Executive


Director