



**Insight Securities (Private) Limited**  
**Financial Statements**  
**For the quarter ended September 30, 2018 (Un-audited)**

**Insight Securities (Private) Limited**  
**Balance Sheet**  
**As at September 30, 2018**


	<b>Un-audited Sep. - 2018 Rupees</b>	<b>Audited Jun. -2018 Rupees</b>
<b><u>ASSETS</u></b>		
<b><u>NON-CURRENT ASSETS</u></b>		
Property & equipment	6,048,158	6,277,802
Intangible assets	5,000,000	5,000,000
Long term investments	25,919,750	31,658,322
Long Term Deposits	1,656,500	1,646,500
<b>Total Non-current Assets</b>	<b>38,624,408</b>	<b>44,582,624</b>
<b><u>CURRENT ASSETS</u></b>		
Trade Debts	22,657,126	8,043,141
Trade Deposits and short term prepayments	22,474,147	68,028,135
Other Receivable	9,925,997	6,181,651
Short term investments	95,908,565	105,762,720
Advance tax - net	1,077,434	620,392
Cash & Bank balances	113,396,350	116,087,863
<b>Total current Assets</b>	<b>265,439,618</b>	<b>304,723,902</b>
<b>TOTAL ASSETS</b>	<b>304,064,026</b>	<b>349,306,526</b>
<b><u>CAPITAL AND LIABILITIES</u></b>		
<b><u>Authorized Capital</u></b>		
12,000,000 (June 2018: 12,000,000) ordinary shares of Rs. 10/- each	<b>120,000,000</b>	<b>120,000,000</b>
Issued, subscribed and paid-up capital	<b>120,000,000</b>	<b>120,000,000</b>
Unappropriated profit / accumulated loss	65,889,776	63,846,976
Unrealized gain on revaluation of available for sale investment	9,890,220	15,628,792
	195,779,996	199,475,768
<b><u>CURRENT LIABILITIES</u></b>		
Trade and other payable	82,437,718	124,356,258
Current portion of long term loan	22,500,000	22,500,000
Accrued markup	3,346,312	2,974,500
<b>Contingencies and commitments</b>	-	-
	<b>304,064,026</b>	<b>349,306,526</b>


  
**Chief Executive**

  
**Director**

**Insight Securities (Private) Limited**  
**Profit & Loss Accounts**  
**For the quarter ended September 30, 2018**

	Rupees Sep. - 2018	Rupees Sep. -2017
<b><u>REVENUE</u></b>		
Operating revenue	12,394,396	12,855,852
Capital Gain on Sale of Investment	4,967,489	1,113,563
Gain / (Loss) on remeasurement of Investment	(4,410,239)	451,813
	<b>12,951,646</b>	<b>14,421,228</b>
Administrative expenses	9,546,975	13,843,542
Finance Cost	461,016	469,563
	10,007,991	14,313,105
<b>Operating profit / (loss)</b>	<b>2,943,655</b>	<b>108,123</b>
Other Income	926,838	562,741
<b>Net profit/ (loss) before taxation</b>	<b>3,870,493</b>	<b>670,864</b>
<b>Taxation</b>	<b>(1,827,691)</b>	<b>(2,533,115)</b>
<b>Net profit/ (loss) after taxation</b>	<b>2,042,802</b>	<b>(1,862,251)</b>

  
**Chief Executive**

  
**Director**