



Insight Securities (Private) Limited
Financial Statements
For the quarter ended September 30, 2019 (Un-audited)

Insight Securities (Private) Limited
Balance Sheet
As at September 30, 2019

	Un-audited Sep. - 2019 Rupees	Audited Jun. -2019 Rupees
ASSETS		
NON-CURRENT ASSETS		
Property & equipment	4,050,558	4,144,303
Intangible assets	2,500,000	2,500,000
Long term investments	7,746,774	17,913,389
Long Term Deposits	1,656,500	1,656,500
Total Non-current Assets	15,953,832	26,214,192
CURRENT ASSETS		
Trade Debts	18,693,665	4,858,367
Trade Deposits and short term prepayments	23,715,939	67,230,111
Other Receivable	3,533,534	1,956,819
Loans and Advances	1,236,000	479,500
Short term investments	124,656,588	104,582,875
Advance tax - net	2,199,311	2,633,475
Cash & Bank balances	46,807,917	39,866,312
Total current Assets	220,842,954	221,607,459
TOTAL ASSETS	236,796,786	247,821,651
CAPITAL AND LIABILITIES		
Authorized Capital		
12,000,000 (June 2018: 12,000,000) ordinary shares of Rs. 10/- each	120,000,000	120,000,000
Issued, subscribed and paid-up capital	120,000,000	120,000,000
Unappropriated profit / accumulated loss	53,356,480	58,101,378
Unrealized gain / (loss) on revaluation of available for sale investment	(1,442,756)	4,133,859
	171,913,724	182,235,237
CURRENT LIABILITIES		
Trade and other payable	37,921,312	38,624,664
Loan from director	22,500,000	22,500,000
Accrued markup	4,461,750	4,461,750
Contingencies and commitments	-	-
	236,796,786	247,821,651



Chief Executive



Director

Insight Securities (Private) Limited
Profit & Loss Accounts
For the quarter ended September 30, 2019

REVENUE

	Rupees Sep. - 2019	Rupees Sep. -2018
Operating revenue	5,962,477	12,394,396
Capital Gain on Sale of Investment	2,778,726	4,967,489
Gain / (Loss) on remeasurement of Investment	(7,009,935)	(4,410,239)
	1,731,268	12,951,646
Administrative expenses	6,277,598	9,546,975
Finance Cost	95,963	461,016
	6,373,561	10,007,991
Operating profit / (loss)	(4,642,293)	2,943,655
Other Income	1,273,092	926,838
Net profit/ (loss) before taxation	(3,369,201)	3,870,493
Taxation	(847,444)	(1,827,691)
Net profit/ (loss) after taxation	(4,216,645)	2,042,802


Chief Executive


Director