



Insight Securities (Private) Limited
Financial Statements
For the nine months ended March 31, 2020 (Un-audited)

Insight Securities (Private) Limited
Balance Sheet
As at March 31, 2020

	Un-audited Mar. - 2020 Rupees	Audited Jun. -2019 Rupees
ASSETS		
<u>NON-CURRENT ASSETS</u>		
Property & equipment	3,849,729	4,144,303
Intangible assets	2,500,000	2,500,000
Long term investments	-	17,913,389
Long Term Deposits	1,656,500	1,656,500
Total Non-current Assets	8,006,229	26,214,192
<u>CURRENT ASSETS</u>		
Trade Debts	28,435,988	4,858,367
Trade Deposits and short term prepayments	6,651,259	67,230,111
Other Receivable	178,260	1,956,819
Loans and Advances	1,315,500	479,500
Short term investments	154,876,412	104,582,875
Advance tax - net	-	2,633,475
Cash & Bank balances	107,129,972	39,866,312
Total current Assets	298,587,391	221,607,459
TOTAL ASSETS	306,593,620	247,821,651
<u>CAPITAL AND LIABILITIES</u>		
<u>Authorized Capital</u>		
12,000,000 (June 2018: 12,000,000) ordinary shares of Rs. 10/- each	120,000,000	120,000,000
Issued, subscribed and paid-up capital	120,000,000	120,000,000
Unappropriated profit / accumulated loss	86,988,309	58,101,378
Unrealized gain / (loss) on revaluation of available for sale investment	-	4,133,859
	206,988,309	182,235,237
<u>CURRENT LIABILITIES</u>		
Trade and other payable	94,158,879	38,624,664
Loan from director	-	22,500,000
Acerued markup	-	4,461,750
Taxation - Net	5,446,432	-
Contingencies and commitments	-	-
	306,593,620	247,821,651



Chief Executive



Director

Insight Securities (Private) Limited
Profit & Loss Accounts
For the quarter ended March 31, 2020

REVENUE

	Rupees Mar. - 2020	Rupees Mar. -2019
Operating revenue	43,289,730	41,734,332
Capital Gain on Sale of Investment	73,799,027	13,944,780
Gain / (Loss) on remeasurement of Investment	(53,320,395)	(11,427,661)
	63,768,362	44,251,451
Administrative expenses	25,282,368	31,580,922
Finance Cost	140,986	1,276,720
	25,423,354	32,857,642
Operating profit / (loss)	38,345,008	11,393,809
Other Loss	(16,969)	-
Other Income	7,785,516	4,126,609
Net profit/ (loss) before taxation	46,113,555	15,520,418
Taxation	(18,193,898)	(6,356,609)
Net profit/ (loss) after taxation	27,919,657	9,163,809


Chief Executive


Director