



Insight Securities (Private) Limited
Financial Statements
For the period ended March 31, 2022

Insight Securities (Private) Limited
Balance Sheet
As at March 31, 2022


	Un-audited Mar. - 2022 Rupees	Audited Jun. -2021 Rupees
ASSETS		
Non-Current Assets		
Property & equipment	27,135,320	4,511,484
Intangible assets	2,500,000	2,500,000
Long Term Deposits	1,695,826	1,656,500
Total Non-current Assets	31,331,146	8,667,984
Current Assets		
Trade Debts	119,977,057	36,392,940
Trade Deposits and short term prepayments	14,604,717	65,179,682
Other Receivable	-	4,562,339
Loans and Advances	1,151,500	4,793,000
Short term investments	353,129,349	389,194,126
Taxation - net	5,469,771	-
Cash & Bank balances	128,839,559	271,553,935
Total current Assets	623,171,953	771,676,022
TOTAL ASSETS	654,503,099	780,344,006
SHARE HOLDER'S EQUITY		
Share capital and reserves		
12,000,000 (June 2021: 12,000,000) ordinary shares of Rs. 10/- each	120,000,000	120,000,000
Issued, subscribed and paid-up capital	120,000,000	120,000,000
Total reserves	337,633,988	343,588,969
Total equity	457,633,988	463,588,969
LIABILITIES		
Non Current Liabilities		
Deferred Tax Liability	1,342,292	1,342,292
Current Liabilities		
Trade and other payable	195,526,819	311,174,038
Taxation - net	-	4,238,707
Total current liabilities	195,526,819	315,412,745
Total shareholder's equity and liabilities	654,503,099	780,344,006
Contingencies and commitments	-	-

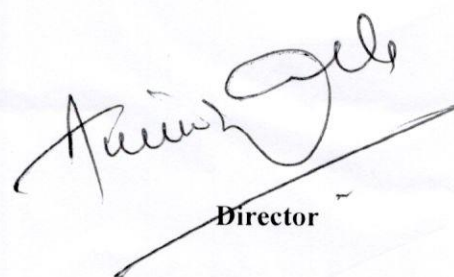

Chief Executive


Director

Insight Securities (Private) Limited
Profit & Loss Accounts
For the quarter ended March 31, 2022

	Rupees Mar. - 2022	Rupees Mar. - 2021
<u>REVENUE</u>		
Operating revenue	51,107,927	78,583,137
Administrative expenses	(44,696,689)	(38,911,194)
	6,411,238	39,671,943
Other Income	15,153,640	155,795,190
Bank Charges	(71,613)	(74,031)
	21,493,265	195,393,102
Gain / (Loss) on remeasurement of Investment	(26,128,400)	(12,548,838)
Profit / (loss) before taxation	(4,635,135)	182,844,264
Taxation	(1,319,846)	(39,901,295)
Net profit/ (loss) after taxation	(5,954,981)	142,942,969


Chief Executive


Director

INSIGHT SECURITIES (PRIVATE) LIMITED
NOTES TO THE FINANCIAL STATEMENTS
FOR THE QUARTER ENDED MARCH 31, 2022

	Mar 31, 2022 (Un-audited)	Jun 30, 2021 (Audited)
	----- Rupees -----	
PROPERTY AND EQUIPMENT		
Opening Written value value	4,511,484	3,690,737
Addition / (Disposal) during the period		
Motor Vehicle	25,222,625	-
Furniture & Fixture	82,121	377,208
Office equipment	412,560	551,285
Computer equipment	437,536	812,650
	26,154,842	1,741,143
Less: Depreciation for the period / year	(3,531,006)	(920,396)
	<u>27,135,320</u>	<u>4,511,484</u>
LONG TERM DEPOSITS		
Deposits with:		
Central Depository Company of Pakistan Ltd (CDC)	100,000	100,000
National Clearing Company of Pakistan Ltd (NCCPL)	1,500,000	1,400,000
Others	95,826	156,500
	<u>1,695,826</u>	<u>1,656,500</u>
TRADE DEBTS		
<i>Considered good</i>		
- Client	32,500,400	31,094,097
- Related Party	2,577,292	5,506,552
- Receivable from National Clearing Company of Pakistan	85,107,074	-
	120,184,766	36,600,649
Allowance for expected credit loss	(207,709)	(207,709)
	<u>119,977,057</u>	<u>36,392,940</u>
TRADE DEPOSITS AND SHORT TERM PREPAYMENTS		
Exposure deposit with National Clearing Company of Pakistan Limited (NCCPL)	13,874,132	64,883,599
Prepayments	730,585	296,083
	<u>14,604,717</u>	<u>65,179,682</u>
OTHER RECEIVABLES		
<i>Considered good</i>		
Receivable against future market profit	-	4,543,214
Dividend receivable	-	19,125
Others	-	-
	<u>-</u>	<u>4,562,339</u>
LOAN AND ADVANCES		
Loan to employees	679,000	2,320,500
Advance for purchase of software	472,500	472,500
Advance for purchase of vehicle	-	2,000,000
	<u>1,151,500</u>	<u>4,793,000</u>

INSIGHT SECURITIES (PRIVATE) LIMITED
NOTES TO THE FINANCIAL STATEMENTS
FOR THE QUARTER ENDED MARCH 31, 2022


	Mar 31, 2022 (Un-audited)	Jun 30, 2021 (Audited)
	----- Rupees -----	
SHORT TERM INVESTMENTS		
Financial assets at fair value through profit or loss	<u>353,129,349</u>	<u>389,194,126</u>
CASH AND BANK BALANCES		
Cash in hand	33,487	15,526
Balances with banks		
- Current accounts	28,434,327	271,438,409
- Deposit accounts	<u>100,371,745</u>	<u>100,000</u>
	<u>128,839,559</u>	<u>271,553,935</u>
TRADE AND OTHER PAYABLES		
Trade Creditors	193,232,998	261,646,476
Payable to National Clearing Company of Pakistan Ltd	-	19,209,397
Accrued Liabilities	-	912,602
Other liabilities	355,429	21,865,447
With Holding tax payable	316,835	184,516
Performance incentive and bonus payable	-	5,717,867
Sales tax payable	350,130	1,637,733
Payable against future market loss	<u>1,271,427</u>	
	<u>195,526,819</u>	<u>311,174,038</u>
	Mar 31, 2022 (Un-audited)	Mar 31, 2021 (Un-audited)
	----- Rupees -----	
BROKERAGE INCOME		
Brokerage income - share trading	57,751,457	88,773,523
Less: Sales tax	(6,643,530)	(10,190,386)
	51,107,927	78,583,137
OTHER INCOME		
Dividend income	21,777,923	8,311,495
Income on Deposit from Bank	3,011,902	286,939
Income on deposit with NCCPL	1,705,088	1,095,277
Research Services	348,488	320,205
Gain on foreign currency exchange	-	2,152
Gain / (loss) on sale of investment - net	<u>(11,689,761)</u>	<u>145,779,122</u>
	<u>15,153,640</u>	<u>155,795,190</u>
TAXATION		
Current tax	10,452,066	39,901,295
Prior tax	<u>(9,132,220)</u>	<u>-</u>
	<u>1,319,846</u>	<u>39,901,295</u>


DATE OF AUTHORIZATION

These financial statements were authorized for issue in the Board of Directors meeting held on **April 20, 2022**.

GENERAL

The figures have been rounded off to nearest rupee.


CHIEF EXECUTIVE


DIRECTOR