
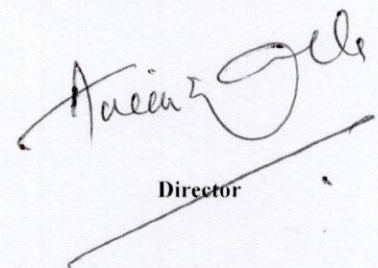


Insight Securities (Private) Limited
Financial Statements
For the period ended September 30, 2024

Insight Securities (Private) Limited
Balance Sheet
As at September 30, 2024

	Note	Un-audited Sep. - 2024 Rupees	Audited Jun. -2024 Rupees
ASSETS			
Non-Current Assets			
Property & equipment	5	23,629,460	24,339,658
Intangible assets	6	3,733,332	3,833,332
Long term deposits	7	1,695,826	1,695,826
Total Non-current Assets		29,058,618	29,868,816
Current Assets			
Trade debts	8	53,423,255	225,467,933
Trade deposits and short term prepayments	9	22,574,593	83,273,481
Loans and other receivable	10	6,796,959	9,189,154
Short term investments	11	711,749,093	606,536,392
Taxation - net		-	3,135,702
Cash & Bank balances	12	127,440,215	120,490,119
Total current Assets		921,984,115	1,048,092,781
TOTAL ASSETS		951,042,733	1,077,961,597
SHARE HOLDER'S EQUITY			
Share capital and reserves			
12,000,000 (Jun 2023: 12,000,000) ordinary shares of Rs. 10/- each		120,000,000	120,000,000
Issued, subscribed and paid-up capital		120,000,000	120,000,000
Total reserves		644,932,914	545,681,442
Total equity		764,932,914	665,681,442
LIABILITIES			
Non Current Liabilities			
Deferred Liability	13	18,188,863	17,381,273
Current Liabilities			
Trade and other payable	14	167,544,617	394,898,882
Taxation - net		376,339	-
Total current liabilities		167,920,956	394,898,882
Total shareholder's equity and liabilities		951,042,733	1,077,961,597
Contingencies and commitments		-	-


Chief Executive



Director


Insight Securities (Private) Limited
Profit & Loss Accounts
For the quarter ended September 30, 2024

Note	Rupees Sep. - 2024	Rupees Sep. -2023
------	-----------------------	----------------------

REVENUE

Operating revenue		37,502,669	19,541,625
Less : Sales tax		(4,891,656)	(2,248,122)
Operating revenue - net		<u>32,611,013</u>	<u>17,293,503</u>
Administrative expenses		(20,400,018)	(14,290,749)
Finance Cost		(92,861)	(70,772)
		<u>12,118,134</u>	<u>2,931,982</u>
Other Income	15	(109,214,871)	9,961,445
Operating profit / (loss)		<u>(97,096,737)</u>	<u>12,893,427</u>
Unrealized (loss) / gain on re-measurement of investments at fair value through profit or loss - net		207,000,796	9,875,135
Net profit/ (loss) before taxation		<u>109,904,059</u>	<u>22,768,562</u>
Taxation	16	(10,652,587)	(1,936,873)
Net profit/ (loss) after taxation		<u>99,251,472</u>	<u>20,831,689</u>


Chief Executive


Director

INSIGHT SECURITIES (PRIVATE) LIMITED
NOTES TO THE FINANCIAL STATEMENTS
FOR THE QUARTER YEAR ENDED SEPTEMBER 30, 2024

1. THE COMPANY AND ITS OPERATIONS

Insight Securities (Private) Limited (the Company) was incorporated in Pakistan on March 6, 2006 as a private limited company under the repealed Companies Ordinance, 1984 now Companies Act 2017. The registered office of the Company is situated at 509, Business and Finance Centre, I.I. Chundrigar Road, Karachi, Pakistan. The company is engaged in the business of financial consultancy, brokerage, underwriting and investment counselling. The company is a Trading Right Entitlement Certificate (TREC) Holder of the Pakistan Stock Exchange Limited under the category of trading and self clearing.

2. BASIS OF PREPARATION

Statement of compliance

These condensed interim financial of the Company have been prepared in accordance with the accounting and reporting standards as applicable in Pakistan. The accounting and reporting standards applicable in Pakistan comprise of International Financial Reporting Standards (IFRS Standards) issued by the International Accounting Standards Board (IASB) as notified under the Companies Act, 2017 and Provisions of and directives issued under the Companies Act, 2017. Where provisions of and directives issued under the Companies Act, 2017 differ from the IFRS Standards, the provisions of and directives issued under the Companies Act, 2017 have been followed.

These condensed interim financial information does not include all the information required for full annual financial statements and should be read in conjunction with the annual audited financial statements of the company as at and for the year ended June 30, 2023.

3. SIGNIFICANT ACCOUNTING POLICIES

The accounting policies and the methods of computation adopted in the preparation of these condensed interim financial report are same as those applied in the preparation of the financial statements for the year ended June 30, 2023.

4. FINANCIAL RISK MANGEMENT

The financial risk management objectives and policies are consistent with those applied in the preparation of annual audited financial statements for the year ended June 30, 2023.

INSIGHT SECURITIES (PRIVATE) LIMITED
NOTES TO THE FINANCIAL STATEMENTS
FOR THE QUARTER ENDED SEPTEMBER 30, 2024

	Sep 30, 2024 (Un-audited)	Jun 30, 2024 (Audited)
	----- Rupees -----	
5. PROPERTY AND EQUIPMENT		
Opening Written value value	24,339,658	20,293,771
Addition / (Disposal) during the period		
Motor Vehicle	-	4,484,745
Furniture & Fixture	-	-
Office equipment	174,603	323,902
Computer equipment	5,000	435,098
PSX Office	-	3,000,000
	179,603	8,243,745
Less: Depreciation for the period / year	(889,801)	(4,197,858)
	<u>23,629,460</u>	<u>24,339,658</u>
6. INTANGIBLE ASSET		
Trading Right Entitlement Certificate - PSX	2,500,000	2,500,000
Software	1,233,332	1,333,332
	<u>3,733,332</u>	<u>3,833,332</u>
7. LONG TERM DEPOSITS		
Deposits with:		
Central Depository Company of Pakistan Ltd (CDC)	100,000	100,000
National Clearing Company of Pakistan Ltd (NCCPL)	1,500,000	1,500,000
Others	95,826	95,826
	<u>1,695,826</u>	<u>1,695,826</u>
8. TRADE DEBTS		
<i>Considered good</i>		
- Client	51,309,215	193,411,051
- Related Party	4,976,037	9,575,339
- Receivable from National Clearing Company of Pakistan	-	25,343,540
	56,285,252	228,329,930
Allowance for expected credit loss	(2,861,997)	(2,861,997)
	<u>53,423,255</u>	<u>225,467,933</u>
9. TRADE DEPOSITS AND SHORT TERM PREPAYMENTS		
Exposure deposit with National Clearing Company of Pakistan Limited (NCCPL)	21,989,035	82,547,942
Prepayments	585,558	725,539
	<u>22,574,593</u>	<u>83,273,481</u>
10. LOAN & OTHER RECEIVABLES		
Loan to employees - secured	929,810	841,210
<i>Considered good</i>		
Receivable against future market profit	5,851,989	5,087,581
Research income receivable	-	879,802
Receivable from NCCPL	-	1,190,663
Receivable from Bank	-	1,187,915
Others	15,160	1,983
	<u>6,796,959</u>	<u>9,189,154</u>

INSIGHT SECURITIES (PRIVATE) LIMITED
 NOTES TO THE FINANCIAL STATEMENTS
 FOR THE QUARTER ENDED SEPTEMBER 30, 2024


	Sep 30, 2024 (Un-audited)	Jun 30, 2024 (Audited)
	----- Rupees -----	
11. SHORT TERM INVESTMENTS		
Financial assets at fair value through profit or loss	<u>711,749,093</u>	<u>606,536,392</u>
12. CASH AND BANK BALANCES		
Cash in hand	28,250	41,113
Balances with banks		
- Current accounts	46,785,242	39,519,862
- Deposit accounts	<u>80,626,723</u>	<u>80,929,144</u>
	<u>127,440,215</u>	<u>120,490,119</u>
13. DEFERRED LIABILITIES		
Deferred tax liability	10,730,645	10,730,645
Deferred liability - Staff gratuity	7,458,218	6,650,628
	<u>18,188,863</u>	<u>17,381,273</u>
14. TRADE AND OTHER PAYABLES		
Trade Creditors	156,416,236	324,139,435
Payable to National Clearing Company of Pakistan Ltd	674,253	59,918,516
Accrued Liabilities	7,897,450	8,621,744
Other liabilities	1,139,626	267,068
With Holding tax payable	447,728	1,267,335
Performance incentive and bonus payable	-	-
Sales tax payable	969,324	684,784
	<u>167,544,617</u>	<u>394,898,882</u>
	Sep 30, 2024 (Un-audited)	Sep 30, 2023 (Un-audited)
	----- Rupees -----	
15. OTHER INCOME		
Dividend income	10,895,081	2,901,682
Income on Deposit from Bank	2,066,272	883,038
Income on deposit with NCCPL	366,585	355,373
Other income	10,198	33,235
Gain / (loss) on sale of investment - net	<u>(122,553,007)</u>	<u>5,788,117</u>
	<u>(109,214,871)</u>	<u>9,961,445</u>
16. TAXATION		
Current tax	<u>10,652,587</u>	<u>1,936,873</u>


DATE OF AUTHORIZATION

These financial statements were authorized for issue in the Board of Directors meeting held on **October 20, 2023**.

GENERAL

The figures have been rounded off to nearest rupee.


 CHIEF EXECUTIVE


 DIRECTOR