



**Insight Securities (Private) Limited**  
**Financial Statements**  
**For the period ended December 31, 2021**

**Insight Securities (Private) Limited**  
**Balance Sheet**  
**As at December 31, 2021**


	<b>Un-audited Dec. - 2021 Rupees</b>	<b>Audited Jun. -2021 Rupees</b>
<b>ASSETS</b>		
<b>Non-Current Assets</b>		
Property & equipment	12,906,370	4,511,484
Intangible assets	2,500,000	2,500,000
Long Term Deposits	1,695,826	1,656,500
<b>Total Non-current Assets</b>	<b>17,102,196</b>	<b>8,667,984</b>
<b>Current Assets</b>		
Trade Debts	154,537,871	36,392,940
Trade Deposits and short term prepayments	47,091,214	65,179,682
Other Receivable	7,157,042	4,562,339
Loans and Advances	6,695,000	4,793,000
Short term investments	340,082,061	389,194,126
Taxation - net	6,932,214	-
Cash & Bank balances	99,046,630	271,553,935
<b>Total current Assets</b>	<b>661,542,032</b>	<b>771,676,022</b>
<b>TOTAL ASSETS</b>	<b>678,644,228</b>	<b>780,344,006</b>
<b>SHARE HOLDER'S EQUITY</b>		
<b>Share capital and reserves</b>		
12,000,000 (June 2021: 12,000,000) ordinary shares of Rs. 10/- each	<b>120,000,000</b>	<b>120,000,000</b>
Issued, subscribed and paid-up capital	<b>120,000,000</b>	<b>120,000,000</b>
Total reserves	346,356,075	343,588,969
<b>Total equity</b>	<b>466,356,075</b>	<b>463,588,969</b>
<b>LIABILITIES</b>		
<b>Non Current Liabilities</b>		
Deferred Tax Liability	1,342,292	1,342,292
<b>Current Liabilities</b>		
Trade and other payable	210,945,861	311,174,038
Taxation - net	-	4,238,707
<b>Total current liabilities</b>	<b>210,945,861</b>	<b>315,412,745</b>
<b>Total shareholder's equity and liabilities</b>	<b>678,644,228</b>	<b>780,344,006</b>
<b>Contingencies and commitments</b>	-	-

  
**Chief Executive**

  
**Director**

**Insight Securities (Private) Limited**  
**Profit & Loss Accounts**  
**For the quarter ended December 31, 2021**

	Rupees Dec. - 2021	Rupees Dec. - 2020
<b><u>REVENUE</u></b>		
Operating revenue	38,854,081	48,606,812
Capital Gain on Sale of Investment	8,951,550	98,118,539
Gain / (Loss) on remeasurement of Investment	(33,762,406)	27,685,686
	<b>14,043,225</b>	<b>174,411,037</b>
Administrative expenses	29,178,998	24,841,041
Finance Cost	63,377	66,484
	29,242,375	24,907,525
<b>Operating profit / (loss)</b>	<b>(15,199,150)</b>	<b>149,503,512</b>
Other Income	19,228,029	6,997,555
<b>Net profit/ (loss) before taxation</b>	<b>4,028,879</b>	<b>156,501,067</b>
<b>Taxation</b>	<b>(1,261,773)</b>	<b>(25,988,595)</b>
<b>Net profit/ (loss) after taxation</b>	<b>2,767,106</b>	<b>130,512,472</b>

  
**Chief Executive**

  
**Director**